

GBW SERIES

WALL MOUNT HYDRONIC HEAT DX COOL AIR HANDLERS

Product Dimensions & Specifications



WARRANTY

One year limited parts warranty

OPTIONS

See options menu

**MANUFACTURED
IN THE USA**

STANDARD FEATURES

APPLICATION VERSATILITY

Front or bottom return air. Offset hanging brackets attach to unit and wall to allow hanging inside closet. Can be DOE matched with most brands of air conditioners or heat pumps. ETL listed for use with either R22 or R410A when a proper metering device is used.

LOW LEAKAGE CABINET

Less than 2% air leakage from cabinet when tested in accordance with ASHRAE standard 193. Unit must be installed according to AirMark installation instructions. Sturdy, fully insulated galvanized steel cabinet.

ELECTRONIC CONTROL BOARD

An electronic board controls the functioning of the system reducing moving parts. The board provides for various hot water supply source connections and the blower time delay to maximize heat/cool extraction. As an enhanced feature the pump circulates hot water every 6 hours to prevent coil freeze during off cycle.

MODULAR HYDRONIC HEAT KITS

Heat kits available with either circuit breakers or terminal blocks. Available in 2, 3 & 4 row, providing 16,000 to 59,000 BTU's of heat. Heat kits are easily installed in the field using molex plugs or can be ordered factory-installed. Freeze stat is standard, wired into circulating pump control circuit. Controls are accessible from the front for easy service. Electrical connections can be made from the top or left. Disconnect does not protrude through the wall panel.

Fan time delay relay standard for increased efficiency. Heat kits are available with or without bronze circulating pump and check valve. Units are provided with auxiliary relay for remote pump. Schrader ports are standard on water-out manifold, hose bib available as an option. Totally lead free constructed coil. Suitable for potable applications.

BLOWER

Direct drive multi-speed blowers circulate air quietly and efficiently. Motor speeds can be easily selected via motor terminals. Swing mounted blowers can be easily removed for service.

DX COIL

High efficiency rifled copper tubes/enhanced aluminum fins provide maximum heat transfer. All coils immersion tested at 500 psi then nitrogen pressurized and factory sealed for maximum reliability. Liquid-line Schrader allows pre-installation pressure testing. Available with either factory installed check style flowrater or TXV metering device. Field-installable TXVs are also available. Galvanized metal drain pan with bottom primary and secondary drain connections or alternate right side primary. All connections 3/4" FPT. Access door allows for coil cleaning.

Representative image only.

Some models may vary in appearance.

Due to continuous product improvement, specifications are subject to change

without notice.



Rev. Date: 02/22/19

© 2019 AirMark



HEATING AND COOLING PERFORMANCE AND ELECTRICAL DATA

UNIT MODEL	PERFORMANCE DATA						ELECTRICAL DATA		
	HYDRONIC HEAT KIT MODEL	NOMINAL COOLING (BTUS)	HEATING COIL	Hydronic Coil Delta P.	Heating Capacity(BTU) @ 3.5 GPM			MINIMUM CIRCUIT AMPACITY (MCA)	MAX BREAKER OR FUSE SIZE
					ENTERING WATER TEMP				
			ROW	Ft .Water	120°	140°	180°		
GBW 18	U(C,T)2S(P,L)	18,000	2	3	18,800	26,600	42,300	4.1	15
	U(C,T)3S(P,L)		3	1.8	21,600	30,400	48,500		
GBW 24	U(C,T)2S(P,L)	24,000	2	3	21,000	30,100	48,000	4.1	15
	U(C,T)3S(P,L)		3	1.8	24,700	34,800	55,600		
GBW 30	U(C,T)2S(P,L)	30,000	2	3	23,200	32,800	52,500	7.4	15
	U(C,T)3S(P,L)		3	1.8	27,000	38,200	61,100		
	U(C,T)4S(P,L)		4	1.1	28,300	40,100	64,000		
GBW 36	U(C,T)2S(P,L)	36,000	2	3	24,700	35,000	56,000	7.4	15
	U(C,T)3S(P,L)		3	1.8	29,900	41,000	65,500		
	U(C,T)4S(P,L)		4	1.1	30,400	43,000	68,800		

BLOWER DATA

MODEL	MOTOR HP	MOTOR AMPS	MOTOR VOLTAGE	MOTOR SPEED	CFM V. EXTERNAL STATIC*				
					0.10	0.20	0.30	0.40	0.50
GBW18 & GBW 24	1/5	2.8	120	LOW	772	736	690	633	574
				HIGH	829	784	732	663	600
GBW30 & GBW36	1/3	5.4		LOW	1000	980	920	870	800
				HIGH	1210	1190	1160	1130	1070

* Dry coil

AIR HANDLER CHASSIS NOMENCLATURE

GBW	18	F	-001
GBW = 120V PSC Motor Vertical Wall Mount	Nominal tonnage (MBTUH)	<u>Metering device</u> 4 = R410A non-bleed A/C or H/P TXV B = R22 20% bleed A/C or H/P TXV F = R22 Flo-rater G = R410A Flo-rater X = R22 non-bleed A/C or H/P TXV	Option Code

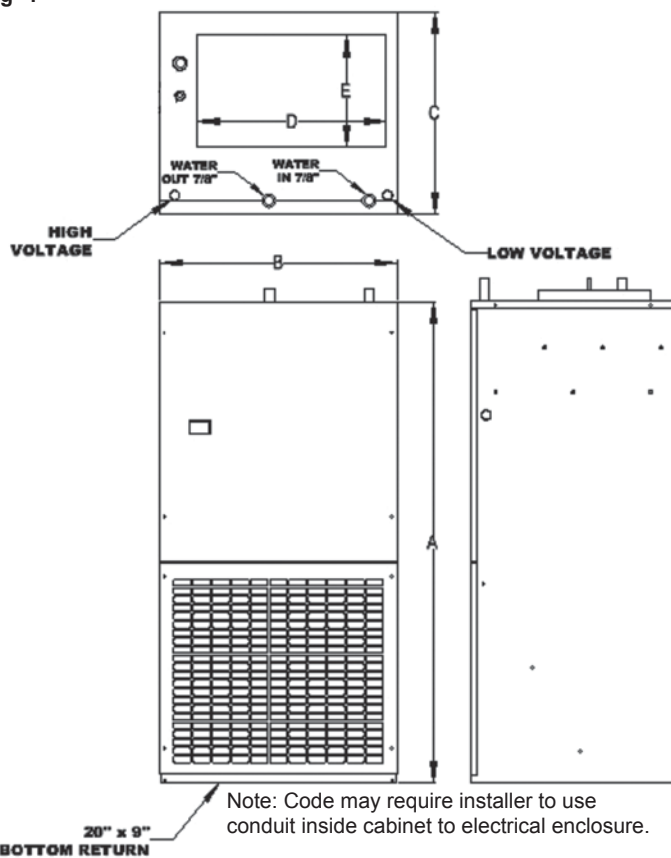
HYDRONIC HEAT KIT NOMENCLATURE

U	C	2	S	P
Wall Mount Hydronic Heat	<u>Interruption</u> C = Circuit Breaker T = Terminal Block	<u># of rows</u> 2 = 2 rows 3 = 3 rows 4 = 4 rows	S = 18 - 36	P = Taco 006 Bronze Pump 8 = Taco 008 Bronze Pump L = Less pump

DIMENSIONS AND SPECIFICATIONS (In. [mm]) (Fig 1)

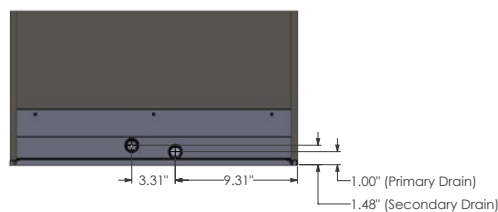
MODEL	A	B	C	D	E	FILTER SIZE	PISTON SIZE	SHIP WEIGHT (LBS)	SKID QTY
GBW18*	44-1/2 (113)	22 (56)	18-3/4 [48]	17-5/8 (45)	10-1/2 (27)	20X20	0.055	110	4
GBW24*	44-1/2 (113)	22 (56)	18-3/4 [48]	17-5/8 (45)	10-1/2 (27)	20X20	0.059	110	4
GBW30*	44-1/2 (113)	22 (56)	18-3/4 [48]	17-5/8 (45)	10-1/2 (27)	20X20	0.068	118	4
GBW36*	44-1/2 (113)	22 (56)	18-3/4 [48]	17-5/8 (45)	10-1/2 (27)	20X20	0.074	118	4

Fig 1



INSTALLATION CLEARANCES

	OPERATION	SERVICE
TOP	0"	0"
FRONT	0"	30"
SIDES	0"	0"
REAR	0"	0"



Copper stub out diameter: DX - Suction: 3/4", Liquid: 3/8";
Hydronic – Water In/Out: 7/8"

Access Door

VERSATILITY

Equipped with hidden frame feature. Fastens to the outside wall surface and does not have to perfectly match the hole opening. Frame screws are not visible after installation. Available in either solid (S) or louvered (L) style.

MATERIALS

Galvanized steel construction with powder paint and smooth finish. Can be latex painted in the field.

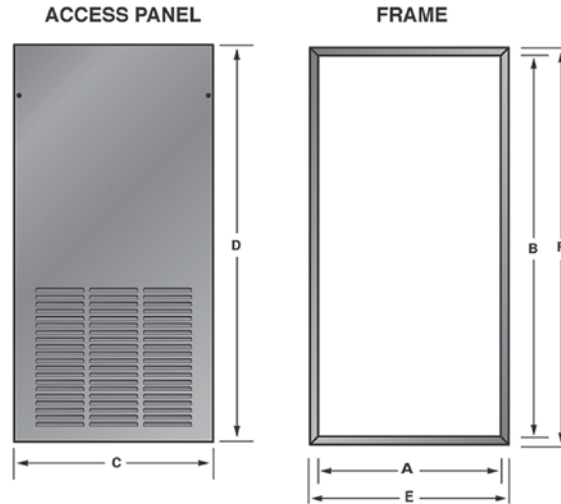
FILTER

20" x 20" x 1" field supplied.

WARRANTY

One-year limited parts warranty.

Fig 2



ACCESS PANEL DIMENSIONS AND SPECIFICATIONS (Fig 2)

PANEL MODEL	FOR USE WITH	FINISH	OPENING SIZE		PANEL DIMENSION		FRAME DIMENSION		# OF PANELS
			A"	B"	C"	D"	E"	F"	
WAD-9(S/L)	GBW	Embossed	22 1/4	46	24 1/4	48	24 1/8	47 7/8	1
WAD-10(S/L)	GBW	Embossed	22 1/4	52	24 1/4	54	24 1/8	53 7/8	1
WAD-16(S/L)	GBW	Smooth	22 1/4	52	24 1/4	54	24 1/8	53 7/8	1
WAD-17(S/L)	GBW	Smooth	22 1/4	46	24 1/4	48	24 1/8	47 7/8	1



373 Atascocita Rd
 Humble, TX 77396
 Phone 800.423.9007
 Fax 281.441.6510
www.airmark-ac.com

WARNING
 Cancer and
 Reproductive Harm
www.P65Warnings.ca.gov