

GES SERIES

HIGH EFFICIENCY ECM UNCASED CEILING MOUNT ELECTRIC HEAT DX COOL AIR HANDLER

Product Dimensions & Specifications



WARRANTY

One year limited parts warranty

OPTIONS

See options menu

MANUFACTURED IN THE USA

STANDARD FEATURES

APPLICATION VERSATILITY

Built in mounting tabs for ceiling or furrdown mounting. Louvered ceiling access panel has separate frame that attaches to ceiling joists. Solid access panel available for use with end return installations. Compatible with most brands of air conditioners or heat pumps.

MOTOR

Constant torque ECM allows motor speed control with embedded software. Motors are pre-programmed at the factory.

ELECTRIC HEAT KITS

Heat kits available in 3, 5, 6, 8 & 10 KW. Models with electric heat include sequencers and temperature limit switches for safe, efficient operation. Heat elements are replaceable without removing blowers. Easily accessible controls for quick service. Disconnect does not protrude through the wall panel.

ELECTRONIC CIRCUIT BOARD

Electronic circuit board provides 30 secs ON/OFF blower time delay extracting more heat/cool from the coil. Automotive-style pull fuse protection on the circuit board to provide low voltage and transformer protection.

DX COIL

High efficiency rifled copper tube/enhanced aluminum fins provide maximum heat transfer. All coils immersion tested at 500 psi then nitrogen pressurized and factory sealed for maximum reliability. Liquid-line Schrader allows pre-installation pressure testing. Available with either orifice or TXV metering device factory installed. Field-installable bolt-on TXVs is also available. Primary & secondary condensate drain. All drain connections are 3/4" MPT. Powder-painted metal drain pan. Access door allows for coil cleaning. Certified for use with either R22 or R410A.

LOW LEAKAGE

Less than 2% air leakage from cabinet when installed in enclosure and tested in accordance with ASHRAE 193. Unit must be installed in accordance with AirMark installation instructions. Sturdy, fully insulated galvanized enclosure with ducted return available as option.

Representative image only.
Some models may vary in appearance.
Due to continuous product improvement,
specifications are subject to change
without notice.



Rev. Date: 04/23/20

© 2020 AirMark



HEATING AND COOLING PERFORMANCE AND ELECTRICAL DATA

MODEL	HEAT KIT	PERFORMANCE DATA				ELECTRICAL DATA				
		NOMINAL COOLING (BTUS)	HEATING KW		HEATING KBTUH		MINIMUM CIRCUIT AMPACITY (MCA)		MAX BREAKER OR FUSE SIZE	
			208V	240V	208V	240V	208V	240V	208V	240V
GES 18/19/20	HTS00	18,000	0.0	0.0	0.0	0.0	5.0	5.0	15.0	15.0
	HTS03		2.3	3.0	7.8	10.2	18.5	20.6	20.0	25.0
	HTS05		3.7	4.8	12.6	16.4	26.6	30.0	30.0	30.0
	HTS06		4.6	6.0	15.7	20.5	32.0	36.3	35.0	40.0
	HTS08		6.1	8.0	20.8	27.3	41.1	46.7	45.0	50.0
	HTS10		7.4	9.6	25.3	32.8	48.3	55.0	50.0	60.0
GES 24/25/26/28	HTS00	24,000	0.0	0.0	0.0	0.0	5.0	5.0	15.0	15.0
	HTS03		2.3	3.0	7.8	10.2	18.5	20.6	20.0	25.0
	HTS05		3.7	4.8	12.6	16.4	26.6	30.0	30.0	30.0
	HTS06		4.6	6.0	15.7	20.5	32.0	36.3	35.0	40.0
	HTS08		6.1	8.0	20.8	27.3	41.1	46.7	45.0	50.0
	HTS10		7.4	9.6	25.3	32.8	48.3	55.0	50.0	60.0
GES 30/31/32	HTS00	30,000	0.0	0.0	0.0	0.0	5.0	5.0	15.0	15.0
	HTS03		2.3	3.0	7.8	10.2	18.5	20.6	20.0	25.0
	HTS05		3.7	4.8	12.6	16.4	26.6	30.0	30.0	30.0
	HTS06		4.6	6.0	15.7	20.5	32.0	36.3	35.0	40.0
	HTS08		6.1	8.0	20.8	27.3	41.1	46.7	45.0	50.0
	HTS10		7.4	9.6	25.3	32.8	48.3	55.0	50.0	60.0
GES 36/37	HTS00	36,000	0.0	0.0	0.0	0.0	5.0	5.0	15.0	15.0
	HTS03		2.3	3.0	7.8	10.2	18.5	20.6	20.0	25.0
	HTS05		3.7	4.8	12.6	16.4	26.6	30.0	30.0	30.0
	HTS06		4.6	6.0	15.7	20.5	32.0	36.3	35.0	40.0
	HTS08		6.1	8.0	20.8	27.3	41.1	46.7	45.0	50.0
	HTS10		7.4	9.6	25.3	32.8	48.3	55.0	50.0	60.0

AIR HANDLER CHASSIS NOMENCLATURE

G	E	S	18	G	-001
AirMark Air Handler	Voltage & Motor E = 240V Constant Torque ECM	Configuration S = Uncased Ceiling Mount	Nominal Tonnage (KBTUH)	Metering Device 4 = R410A non-bleed A/C or H/P TXV 6 = R410A 20% bleed A/C or H/P TXV B = R22 20% bleed A/C or H/P TXV F = R22 Flo-rater G = R410A Flo-rater X = R22 non-bleed A/C or H/P TXV	Option Code

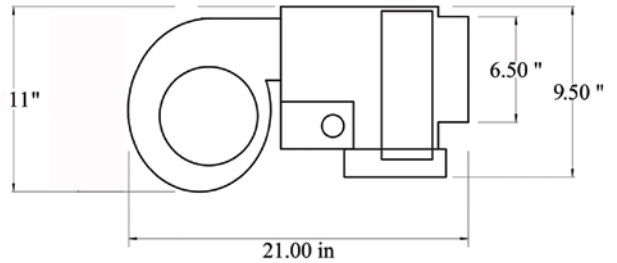
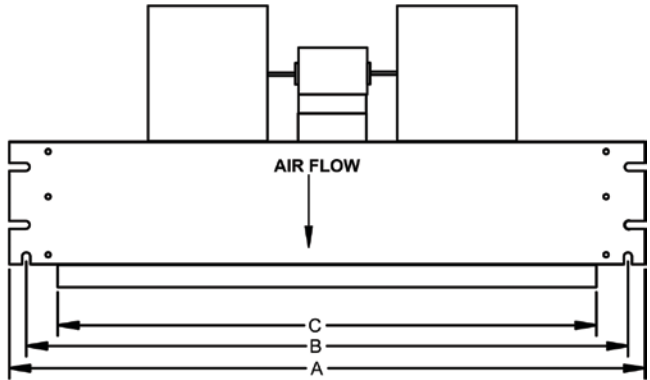
ELECTRIC HEAT KIT NOMENCLATURE

H	T	S	10
H = Fits GAS, GAT, GES, GET	T = Terminal Block	S = Small Cabinet (18 - 37)	Heat Strip 00 = NO Heat 03 = 3 KW 05 = 5 KW 06 = 6 KW 08 = 8 KW 10 = 10 KW

BLOWER DATA

UNIT MODEL	SPEED TAP	MOTOR HP	CFM VS. STATIC PRESSURE							
			0.05	0.1	0.15	0.2	0.25	0.3	0.35	0.4
GES 18/19/24	T5	1/2	925	900	875	850	830	805	785	765
	T4		855	840	825	805	785	760	732.5	705
	T3		825	805	785	760	735	705	685	665
	T2		725	705	685	665	640	615	600	580
	T1		680	655	630	605	580	555	530	500
GES 20	T5		950	925	900	875	850	825	800	770
	T4		885	860	835	805	775	745	725	705
	T3		855	825	795	765	735	705	680	655
	T2		790	765	740	715	685	655	630	605
	T1		735	705	675	650	630	605	580	555
GES 25	T5		1000	975	950	925	900	875	855	835
	T4		940	915	890	865	840	815	800	780
	T3		885	865	845	825	805	780	755	730
	T2		825	805	785	760	730	695	675	655
	T1		755	730	705	675	645	615	590	565
GES 26/31	T5		1205	1180	1155	1130	1100	1070	1045	1015
	T4		1145	1115	1085	1060	1040	1015	985	950
	T3		1045	1015	985	950	925	900	880	860
	T2		940	910	880	850	825	795	770	745
	T1		850	815	780	745	715	685	665	640
GES 28/32	T5		1245	1220	1195	1165	1140	1115	1090	1060
	T4		1160	1140	1120	1100	1080	1060	1030	1000
	T3		1035	1010	985	965	940	910	885	860
	T2		895	885	875	860	820	775	755	735
	T1		840	815	790	765	735	705	685	665
GES 30/36	T5	1220	1195	1170	1140	1115	1085	1065	1045	
	T4	1140	1115	1090	1060	1040	1015	990	965	
	T3	1025	1000	975	950	925	895	875	850	
	T2	950	920	890	860	835	805	775	745	
	T1	840	815	790	760	730	700	670	640	
GES 37	T5	1335	1305	1285	1255	1225	1195	1160	1130	
	T4	1260	1230	1195	1165	1140	1115	1090	1070	
	T3	1160	1130	1110	1085	1065	1040	1020	1000	
	T2	1075	1045	1010	980	960	935	920	900	
	T1	965	935	910	885	850	810	795	775	

CHASSIS DIMENSIONS					
UNIT MODEL	A"	B"	C"	Weight (lbs)	Skid Qty.
GES 18/19/24	37 1/4	34-5/8	30	135	8
GES 20/25	43 1/4	40-5/8	36	145	5
GES 26/30/31/36	49 1/4	46 5/8	42	155	4
GES 28/32/37	56 1/4	53 5/8	48	175	5



Copper stub out diameter: Suction: 3/4", Liquid: 3/8"

Access Door

VERSATILITY

Equipped with hidden frame feature. Fastens to the outside wall surface and does not have to perfectly match the hole opening. Frame screws are not visible after installation. Available in either solid (S) or louvered (L) style.

MATERIALS

Galvanized steel construction with smooth powder paint finish.

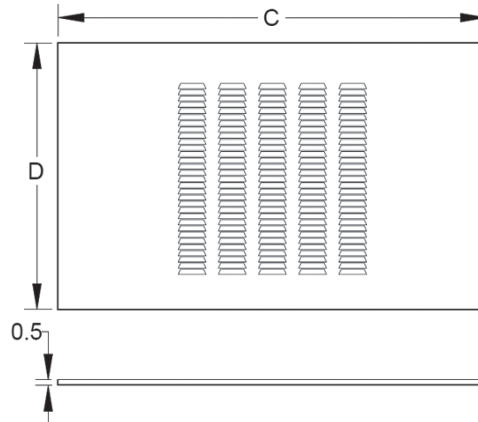
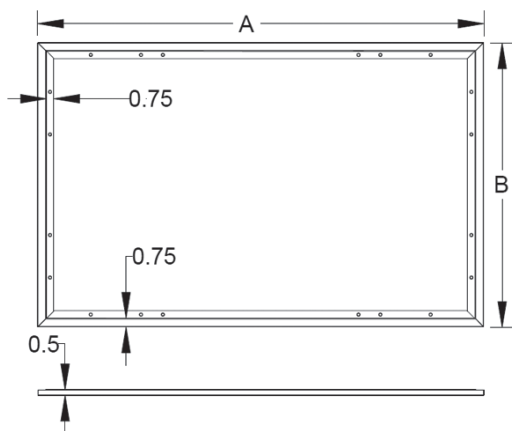
FILTER

20" x 20" x 1" field supplied.

WARRANTY

One-year limited parts warranty.

ACCESS DOOR DIMENSIONS						
FOR USE WITH	PANEL MODEL	GAS ACCESS DOOR AND FRAME				FILTERS (QTY)
		A"	B"	C"	D"	
GES 18/19/24	GAD-1(S/L)	43-1/2	27-1/2	41-1/2	26	1
GES 20/25	GAD-5(S/L)	49-1/2	27-1/2	47-1/2	26	2
GES 26/30/31/36	GAD-2(S/L)	55-1/2	27-1/2	53-1/2	26	2
GES 28/32/37	GAD-6(S/L)	63-1/2	27-1/2	61-1/2	26	2



373 Atascocita Rd
 Humble, TX 77396
 Phone 800.423.9007
 Fax 281.441.6510
www.airmark-ac.com

WARNING
 Cancer and
 Reproductive Harm
www.P65Warnings.ca.gov